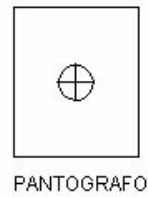
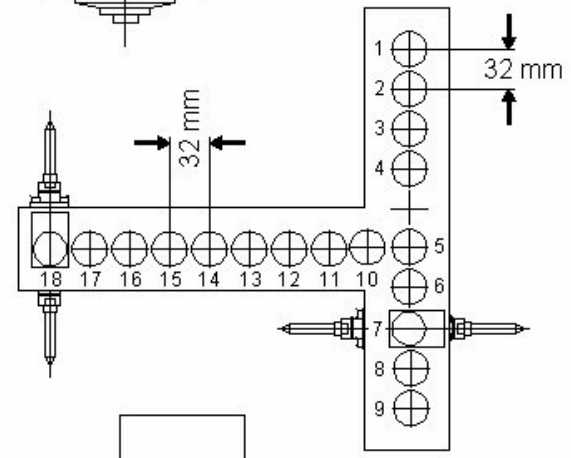
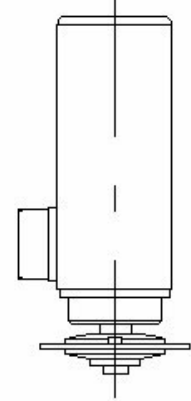


LAMA CIRCOLARE



PANTOGRAFO

 Via Galileo Galilei, 34/36 20060 Gessate (MI)	Disegnato	Rilasciato	Denominazione LAYOUT SCHEMA UTENSILI			
	Data		T-FLIGHT			
	Firma	POLLASTRI	Scale 1:5	A4	dis. 35823_116	Rev. A